

Lake St. Peter's Lake Partner Program monitoring location and recent indicator averages.

All data were collected by Lake Partner volunteers from 2017-2022.

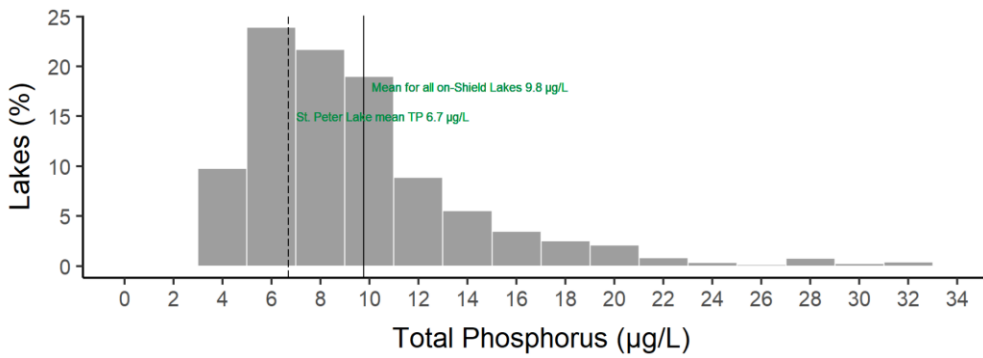
Site 1 ✕

- Mean TP 7 µg/L
- Mean Ca 3.4 mg/L
- Mean Cl 6 mg/L
- Mean Secchi 2.7 m

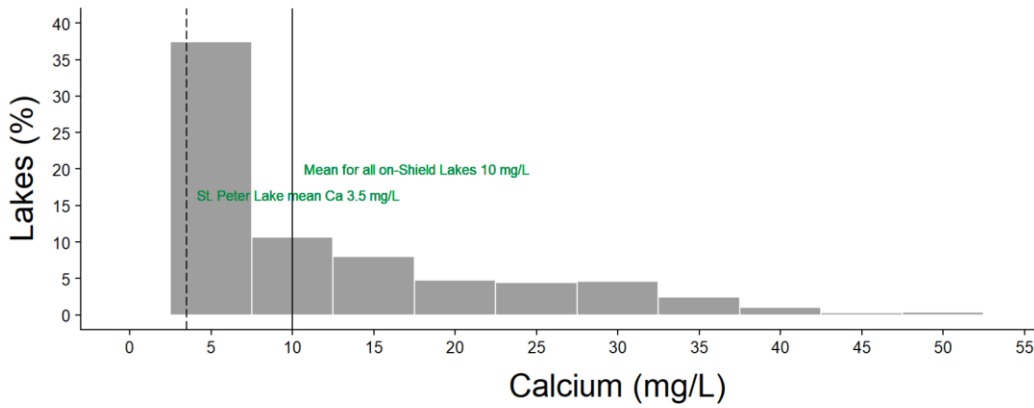
TP -Total Phosphorous Ca – Calcium Cl - Chloride



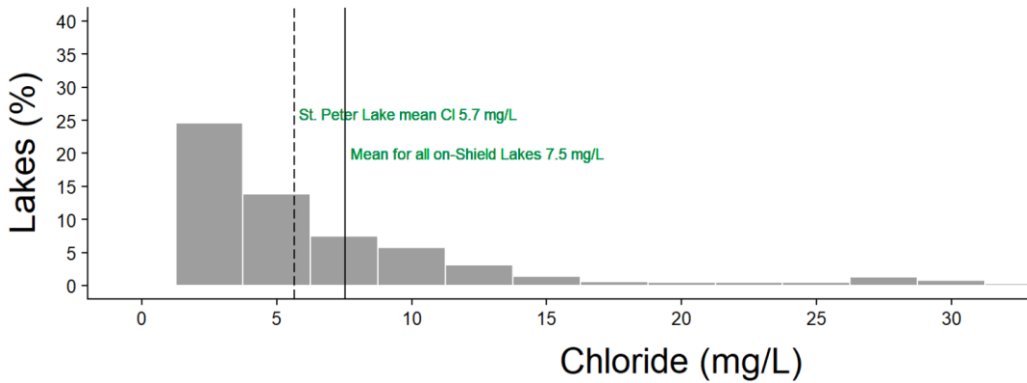
How does St. Peter Lake's TP compare to other on-Shield lakes in the LPP?



St. Peter Lake's calcium concentrations compared to other on-Shield lakes



St. Peter Lake's chloride concentrations compared to other on-Shield lakes?



St. Peter Lake's water clarity compared to other on-Shield lakes

